


WILLIAMSON PEN CO.

JACKSONVILLE, MISSISSIPPI



902-105

STATIONERY

Our **AUTO-NOM-IC**

Feed

is in the shape of a double convex arch which collects the ink on its two arms and allow it to flow out of a groove on the upper side; at the same time the air is drawn through a small vent in the lower side, making a continuous and even flow not obtained in other fountain pen feeds.

This is a practical theory as every person who has drawn liquid from a cask without the use of an air vent will testify.

We own and control this AUTO-NOM-IC Trade Mark FEED by patent law. Any infringement on same, we will prosecute to the fullest extent of the law.

We Guarantee this feed to give a more even flow than other makes and to have perfect control of the ink at all times.

THE FOUNTAIN PEN COMPANY, AMHERST, MASS.

Trade Discount.

We allow a discount of fifty per cent from the list price to the trade on every style except the "Special" which sells for \$8.00 per dozen net.

Terms

Our terms are thirty days net, or three per cent, ten days.

WILLIAMSON PEN CO., Inc.

Janesville, Wis., U. S. A.

A Few Hints to Users of Fountain Pens

MOST OF THESE HINTS APPLY TO ANY MAKE

BEFORE FILLING. If your fountain pen is new unscrew the section, or if a "Screwless" pull out the plug and put at least one filler of alcohol into the pen barrel and shake out through the feeder in order to soak up the feed and remove any grease that has adhered to it.

Your pen will give better satisfaction by so doing.

TO FILL. Unscrew the section or pull out plug as before and fill to within three-quarters of an inch of the end, placing the end of the glass dropper against one side of the barrel while forcing in the ink in order to avoid bubbles of air which, should they appear, must be broken to obtain an even flow of ink. A broom straw pushed into the barrel is the handiest means of breaking them. Often times air-bubbles remain below the body of ink and the barrel seems quite full after putting in but little. The best way to remedy this is to empty the barrel and re-fill. The best way is only the best writing fluid.

CLOSING THE PEN. If the threads on the end of the barrel are wet they should be wiped dry with tissue paper or a clean cloth. If you neglect to do this a drop of the ink is liable to exude from the joint at closing.

CARE OF THE PEN WHEN NOT IN USE. Look out for gravity which is liable to draw the ink out of the feed whenever the pen is tipped down. The point should never be down except when the pen is on the paper for writing. The pen should be placed point up when in the pocket with the cap on, and when at rest in the hand or on the desk. The point should be held up when removing the cap or putting it on and in handling the pen generally.

CAPS. DON'T JERK THE CAP OFF, give it a slight twist whenever putting it on or taking it off. The holes in the cap should be kept open when in the pocket or in any warm place.

In removing the cap do not cover up these holes with the fingers.

If the pen is kept on the desk away from warmth the holes in the cap should be filled with a little wax so as to prevent the pen from drying up which does not happen when in the pocket.

In case the pen is used in this manner much care should be taken in removing the cap as the ink is liable to be drawn out of the barrel if the cap is pulled off with a jerk.

THE FIRST USE. The pen should write instantly upon contact with the paper, though many times it is necessary to wet a new pen and feed first, or urge the ink into the feed by jarring the pen slightly.

PECULIAR TRAITS

When a pen is nearly empty it is apt to flow more freely; in case it does, heed the warning, and fill at once.

When a pen is first filled a bit of imprisoned air sometimes drives out a drop of ink on first contact with paper. A new pen will sometimes empty every drop of ink you have placed in the barrel. This is due to the fact that there is grease of some kind on the feed, and may be avoided by shaking alcohol through the feed as we instructed.

When a pen is nearly empty it is more liable to leak when in the pocket. Fountain pens, like every piece of delicate mechanism should be kept clean. More complaint is due to the fact than users allow the pen to get clogged. We suggest taking the section or plug that holds the point and feed, and place the same under the water faucet which will clean the pen very satisfactory and should be done once a week.

A pen is more liable to give users trouble in cold weather than in warm. A pen is liable to flood when placed in a warm hand in the position for writing after being chilled.

A pen will give better satisfaction after being used a week than when new. DON'T leave the cap off from a fountain pen and leave point exposed to the air as it will dry and clog up. Keep the cap on at all times when not in use.

DON'T remove the pen point from the section or plug as it is difficult to replace them properly and a correct adjustment is necessary and should be done by an expert.

"AUTO-NOM-IC SCREWLESS"

This is a Great improvement over other "Screwless" pens on the market. To fill out "Auto-nom-ic Screwless" fountain pen, grip the pen point and feed with the thumb and first finger and twist slightly at the same time pulling out the plug. Replace plug in the same manner.

The "New Joint" Screw Section

Made in either black or mottled, straight cap only.


Fitted With Our

AUTO-NOM-IC

(Double Channel)

...FEED

We GUARANTEE that these Pens WILL NOT FLOOD or LEAK.




No. 16 New Joint at	\$60 00
No. 17 New Joint at	72 00
No. 18 New Joint at	84 00
No. 11 New Joint G M at	30 00
No. 12 New Joint G M at	36 00
No. 13 New Joint G M at	12 00

Per Dozen

The "Auto=nom=ic" Screwless

Made in black or mottled, straight cap only

THE SECTION or COLLAR which holds the feed and pen in place fits into the barrel and rests against a slight shoulder making an absolutely ink-tight joint. This is much handier to fill and far more satisfactory than a screw section pen.

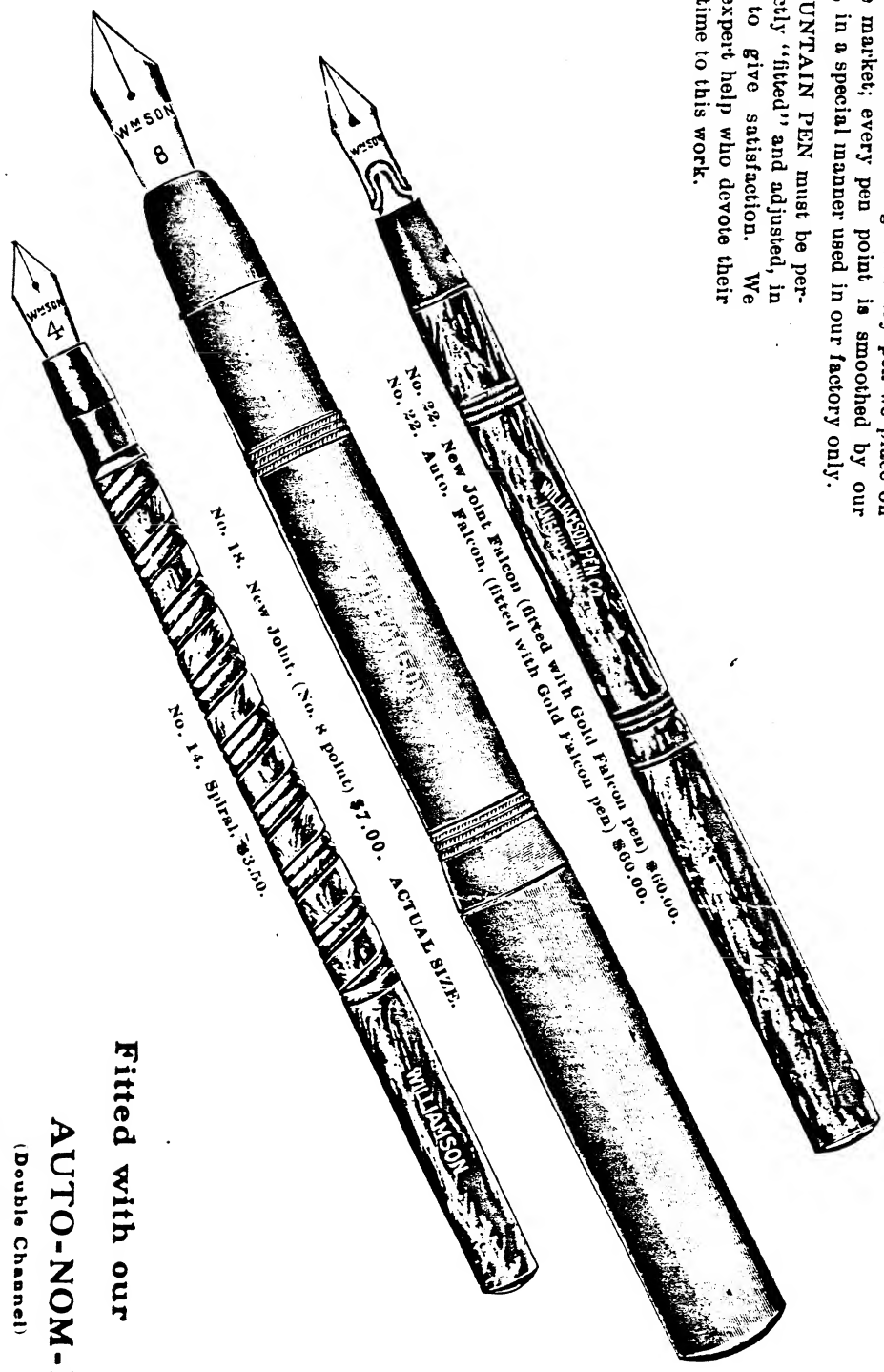


No. 16 Auto, at.....	\$60 00
No. 17 Auto, at.....	72 00
No. 18 Auto, at.....	\$4 00
No. 11 Auto, gold m'd.,	30 00
No. 12 Auto, gold m'd.,	36 00
No. 13 Auto, gold m'd.,	12 00

Fitted with our **AUTO-NOM-IC** (Double Channel) **FEED**

PERSONAL attention is given every pen we place on the market; every pen point is smoothed by our expert, in a special manner used in our factory only.

A FOUNTAIN PEN must be perfectly "fitted" and adjusted, in order to give satisfaction. We have expert help who devote their entire time to this work.




No. 22. New Joint Falcon (fitted with Gold Falcon pen) \$60.00.
 No. 22. Auto. Falcon. (fitted with Gold Falcon pen) \$60.00.
 No. 18. New Joint. (No. 8 point) \$7.00. ACTUAL SIZE.
 No. 14. Spiral. \$3.50.

Fitted with our
AUTO-NOM-IC
 (Double Channel)
FEED...

Screw Section FANCY HOLDER

Fitted with our
AUTO-NOM-IC
(Double Channel)
FEED....



WE GUARANTEE every pen
that leaves our factory and
will gladly re-place any that do
not give perfect satisfaction.



- No. 3 Stenographer's Special, straight barrel, straight cap, *Per Dozen* \$36 00
 - No. 4 Stenographer's Special, straight barrel, straight cap, 48 00
 - No. 5 Stenographer's Special, taper barrel, straight cap, 36 00
 - No. 6 Stenographer's Special, taper barrel, straight cap, 48 00
- Fitted with points around especially for stenographic work. No. 5 and 6 are desk pens, taper barrel, (similar to dip pen holders but with cap) can be fitted for book-keeping work if so desired. State whether you want the points extra fine, fine or medium and whether you desire mottled or black holders.



- No. 1 Shorty, length 4 inches *Per Dozen* \$36 00
- No. 2 Shorty, length 4 inches 48 00

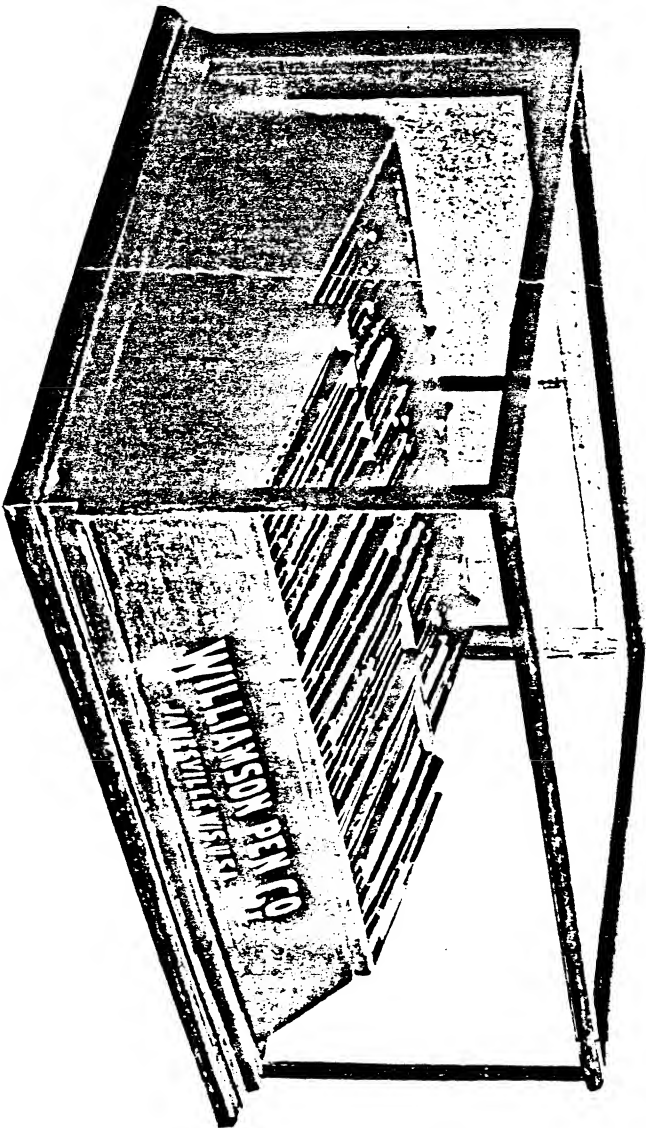


- No. 1 Chased only *Per Dozen* \$12 00
 - No. 2 Black only 18 00
- The above pens are used for manifolding and especially for use on soft paper where it is impossible to use a pen.

Fitted with our **AUTO-NOM-IC** (Double Channel) **FEED**

STYLOGRAPHIC PENS

THIS BEAUTIFUL OAK CASE LOANED WITH A 6 DOZEN ORDER of \$2.00 AND ABOVE PENS



OUR SHOW CASE OFFER

With all orders of two, four,
six or twelve dozen pens
WE LOAN A SHOW CASE

These cases are very neat and attractive and will show off your pens to the best advantage, thus aiding you in the sale of our famous AUTO-NOM-IG (Double Channel) FEEB fountain pens. Plush lined trays are supplied with every case. We also give these trays with orders for one dozen pens.

PRICE LIST

AUTO-NOMIC SCREWLESS PENS

Per Dozen		Per Dozen	
No. 11 Auto. at	\$24 00	No. 11 Auto. gold m.d.	\$30 00
No. 12 Auto. at	30 00	No. 12 Auto. gold m.d.	30 00
No. 13 Auto. at	35 00	No. 13 Auto. gold m.d.	35 00
No. 14 Auto. at	42 00	No. 1 Shorty length fin.	35 00
No. 15 Auto. at	48 00	No. 2 Shorty length fin.	35 00
No. 16 Auto. at	48 00	No. 22 Auto. Falcon, fitted	45 00
No. 17 Auto. at	48 00	with gold "Falcon" pen	60 00
No. 18 Auto. at	54 00		

The above are all made in either mottled or black with straight cap only. State whether you desire mottled or black and whether you want the points extra fine, fine, medium, coarse or stub.

Numbers 11, 14 and 15 fitted with Manifolding points.

NEW JOINT SCREW PENS

Per Dozen		Per Dozen	
No. 11 New Joint at	\$24 00	No. 18 New Joint at	\$24 00
No. 12 New Joint at	30 00	No. 11 New Joint G M	30 00
No. 13 New Joint at	35 00	No. 12 New Joint G M	30 00
No. 14 New Joint at	42 00	No. 13 New Joint G M	30 00
No. 15 New Joint at	48 00	No. 22 New Joint Falcon	42 00
No. 16 New Joint at	48 00	fitted with gold "Falcon" pen	60 00
No. 17 New Joint at	54 00		

The above are all made in either mottled or black with straight cap only. State whether you desire mottled or black and whether you want the points extra fine, fine, medium, coarse or stub. Numbers 11, 14 and 15 fitted with Manifolding points upon request.

OLD STYLE SCREW PENS

Per Dozen		Per Dozen	
No. 11 Old Style at	\$24 00	No. 15 Old Style	\$18 00
No. 12 Old Style at	30 00	No. 11 Old Style G M	30 00
No. 13 Old Style at	35 00	No. 12 Old Style G M	30 00
No. 14 Old Style at	42 00		

The above are made in either black or mottled. Nos. 11 and 12 in either straight or taper cap, balance in straight cap only. State whether you desire straight or taper points extra fine, fine, medium, coarse or stub.

"HUMMER"

Per Dozen
Black only, straight cap. \$15 00

"SPECIAL"

Per Dozen
Black only, straight cap. \$12 00

STENOGRAPHER'S SPECIAL

Per Dozen	
No. 3 Stenographer's Special, straight barrel, straight cap.	\$16 00
No. 4 Stenographer's Special, straight barrel, straight cap.	18 00
No. 5 Stenographer's Special, taper barrel, straight cap.	18 00
No. 6 Stenographer's Special, taper barrel, straight cap.	18 00
Fitted with points ground especially for stenographic work. No. 5 and 6 are desk pens, taper barrel. (Similar to clip pen holders but with caps can be fitted for book-keeping work if so desired. State whether you want the points extra fine, fine or medium and whether you desire mottled or black holders.)	

STYLOGRAPHIC PENS

Per Dozen	
No. 1 Chased only	\$12 00
No. 2 Black only	18 00

The above pens are used for manifolding and especially for use on soft paper where it is impossible to use a pen.

FANCY HOLDERS

Per Dozen	
No. 11 Chased, black only, straight or taper cap.	\$24 00
No. 12 Chased, black only, straight or taper cap.	30 00
No. 13 Chased, gold mounted, black only, straight or taper cap.	30 00
No. 14 Chased, gold mounted, black only, straight or taper cap.	30 00
No. 15 Laddies, black or mottled, taper cap only	24 00
No. 16 Laddies, gold mounted, black or mottled, taper cap only	24 00
No. 17 Laddies, chased, gold mounted, black only, taper cap only	24 00
No. 18 Laddies, chased, gold mounted, black only, taper cap only	24 00
No. 19 Hexagon, black or mottled, taper cap only	21 00
No. 20 Hexagon, black or mottled, straight or taper cap	30 00
No. 21 Spiral, black or mottled, straight or taper cap	30 00
No. 22 Spiral, black or mottled, straight or taper cap	30 00
No. 23 Spiral, gold mounted, black or mottled, straight or taper cap	36 00
No. 24 Spiral, gold mounted, black or mottled, straight or taper cap	36 00
No. 25 Hamboo, straight cap only	12 00
No. 26 Hamboo, straight cap only	12 00
No. 27 Hamboo, gold mounted, straight cap only	12 00
No. 28 Hamboo, gold mounted, straight cap only	12 00
No. 29 Aluminum, taper cap only	48 00
No. 30 Silver Gloss, taper cap only	48 00
No. 31 Pearl, taper cap only	48 00
No. 32 Pearl, gold (A) chased, taper cap only	72 00
No. 33 Gold (A) chased, taper cap only	72 00
No. 34 Gold (A) chased, taper cap only	72 00
No. 35 Silver (A) dull finish, steeling, taper cap only	72 00
No. 36 Silver (A) embossed, steeling, taper cap only	72 00
No. 37 Silver (A) embossed, steeling, taper cap only	72 00
No. 38 Silver (A) embossed, steeling, taper cap only	72 00
No. 39 Silver (A) embossed, steeling, taper cap only	72 00
No. 40 Silver (A) embossed, steeling, taper cap only	72 00
No. 41 Gold (A) embossed, steeling, taper cap only	72 00
No. 42 Gold (A) embossed, steeling, taper cap only	72 00
No. 43 Gold (A) embossed, steeling, taper cap only	72 00
No. 44 Gold (A) embossed, steeling, taper cap only	72 00
No. 45 Gold (A) embossed, steeling, taper cap only	72 00
No. 46 Gold (A) embossed, steeling, taper cap only	72 00
No. 47 Gold (A) embossed, steeling, taper cap only	72 00
No. 48 Gold (A) embossed, steeling, taper cap only	72 00
No. 49 Gold (A) embossed, steeling, taper cap only	72 00
No. 50 Gold (A) embossed, steeling, taper cap only	72 00
No. 51 Gold (A) embossed, steeling, taper cap only	72 00
No. 52 Gold (A) embossed, steeling, taper cap only	72 00
No. 53 Gold (A) embossed, steeling, taper cap only	72 00
No. 54 Gold (A) embossed, steeling, taper cap only	72 00
No. 55 Gold (A) embossed, steeling, taper cap only	72 00
No. 56 Gold (A) embossed, steeling, taper cap only	72 00
No. 57 Gold (A) embossed, steeling, taper cap only	72 00
No. 58 Gold (A) embossed, steeling, taper cap only	72 00
No. 59 Gold (A) embossed, steeling, taper cap only	72 00
No. 60 Gold (A) embossed, steeling, taper cap only	72 00
No. 61 Gold (A) embossed, steeling, taper cap only	72 00
No. 62 Gold (A) embossed, steeling, taper cap only	72 00
No. 63 Gold (A) embossed, steeling, taper cap only	72 00
No. 64 Gold (A) embossed, steeling, taper cap only	72 00
No. 65 Gold (A) embossed, steeling, taper cap only	72 00
No. 66 Gold (A) embossed, steeling, taper cap only	72 00
No. 67 Gold (A) embossed, steeling, taper cap only	72 00
No. 68 Gold (A) embossed, steeling, taper cap only	72 00
No. 69 Gold (A) embossed, steeling, taper cap only	72 00
No. 70 Gold (A) embossed, steeling, taper cap only	72 00
No. 71 Gold (A) embossed, steeling, taper cap only	72 00
No. 72 Gold (A) embossed, steeling, taper cap only	72 00
No. 73 Gold (A) embossed, steeling, taper cap only	72 00
No. 74 Gold (A) embossed, steeling, taper cap only	72 00
No. 75 Gold (A) embossed, steeling, taper cap only	72 00
No. 76 Gold (A) embossed, steeling, taper cap only	72 00
No. 77 Gold (A) embossed, steeling, taper cap only	72 00
No. 78 Gold (A) embossed, steeling, taper cap only	72 00
No. 79 Gold (A) embossed, steeling, taper cap only	72 00
No. 80 Gold (A) embossed, steeling, taper cap only	72 00
No. 81 Gold (A) embossed, steeling, taper cap only	72 00
No. 82 Gold (A) embossed, steeling, taper cap only	72 00
No. 83 Gold (A) embossed, steeling, taper cap only	72 00
No. 84 Gold (A) embossed, steeling, taper cap only	72 00
No. 85 Gold (A) embossed, steeling, taper cap only	72 00
No. 86 Gold (A) embossed, steeling, taper cap only	72 00
No. 87 Gold (A) embossed, steeling, taper cap only	72 00
No. 88 Gold (A) embossed, steeling, taper cap only	72 00
No. 89 Gold (A) embossed, steeling, taper cap only	72 00
No. 90 Gold (A) embossed, steeling, taper cap only	72 00
No. 91 Gold (A) embossed, steeling, taper cap only	72 00
No. 92 Gold (A) embossed, steeling, taper cap only	72 00
No. 93 Gold (A) embossed, steeling, taper cap only	72 00
No. 94 Gold (A) embossed, steeling, taper cap only	72 00
No. 95 Gold (A) embossed, steeling, taper cap only	72 00
No. 96 Gold (A) embossed, steeling, taper cap only	72 00
No. 97 Gold (A) embossed, steeling, taper cap only	72 00
No. 98 Gold (A) embossed, steeling, taper cap only	72 00
No. 99 Gold (A) embossed, steeling, taper cap only	72 00
No. 100 Gold (A) embossed, steeling, taper cap only	72 00

State whether you want points extra fine, fine, medium, coarse or stub also in styles that are made so, whether you desire straight or taper cap and also color barrel and pen.

"We loan a show case with a two, four, six or twelve dozen order of \$2 and above pens."

We furnish points for manifolding work for most of above styles.

Williamson Pen Co.

INCORPORATED

Janesville, Wis., U. S. A.

Filed with

Auto-nom-ic

Double Channel

Feed

A FINELY BALANCED HOLDER

WILLIAMSON
No. 6 Steatophor's Special

\$4.00

These are fitted with joints especially ground especially for Steatophor's work.
No. 3 Sten. Special, straight hbl. \$3.00
No. 4 Sten. Special, straight hbl. 4.00
No. 5 Sten. Special, taper barrel, 4.00
No. 6 Sten. Special, taper barrel, 4.00

We guarantee every Pen

